

Tyagbir Hem Baruah College

Karchantola, Jamugurihat, Sonitpur, Assam-784189

Students Feedback Analysis Report: 2023-2024

Introduction

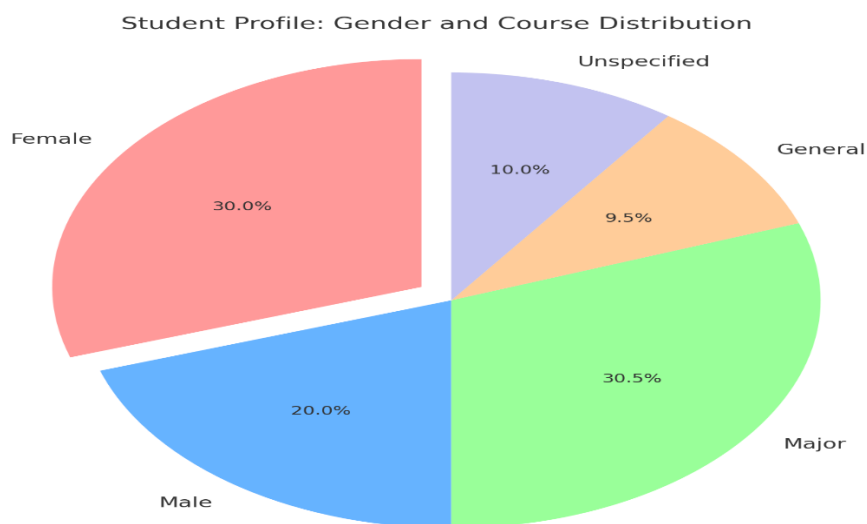
Tyagbir Hem Baruah (THB) College, located in Jamugurihat and affiliated with Gauhati University, offers undergraduate courses in Arts and Science. With over 2000 students currently enrolled, the Internal Quality Assurance Cell (IQAC) plays a vital role in ensuring quality education and enriching student experiences. To uphold these standards, the IQAC collects and analyses student feedback on various aspects, including courses, faculty, staff, and facilities. This report presents an analysis of the student feedback collected for the academic year 2023-2024.

Data Collection and Analysis

Student feedback was collected through a Google Form, yielding 195 responses. Statistical analysis was conducted using spreadsheet and SPSS, and the results are presented through graphs and tables for clarity.

Student Feedback Analysis

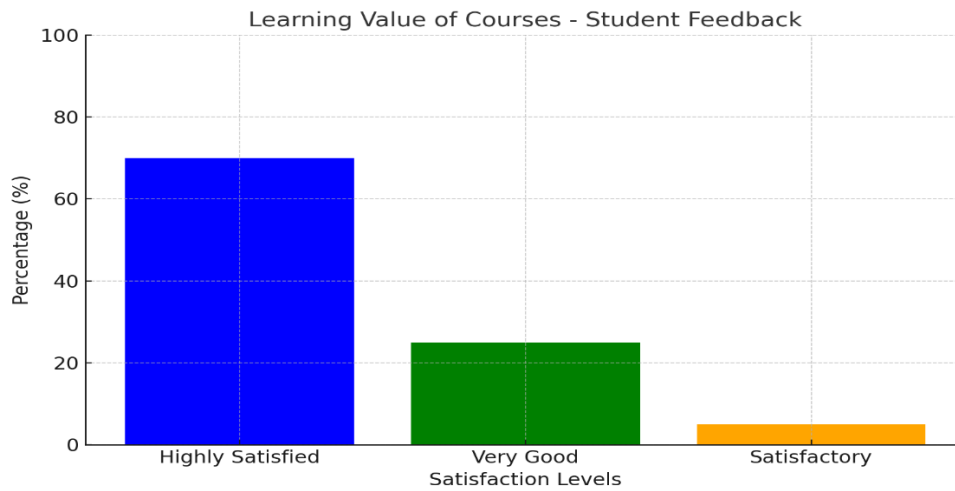
1. Student Profile



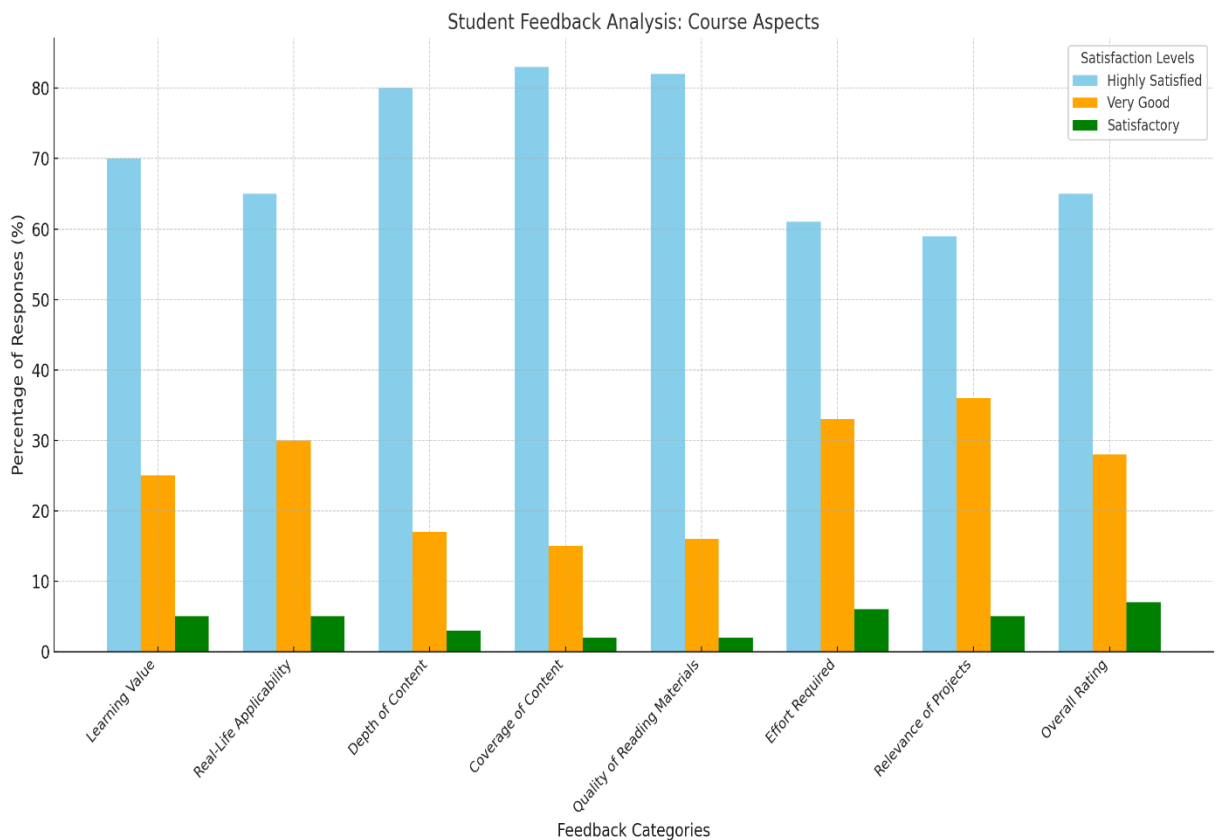
- **Gender Distribution:** Among respondents, 60 were female and 40% were male.
- **Course Distribution:** 61% of respondents were enrolled in Major subjects, 19% in General courses, and 20% did not specify their course.

2. Feedback on Courses

2.1 Learning Value of Courses



- **Satisfaction Levels:** 70% of students were highly satisfied with the learning value in terms of skills, knowledge, and abilities. 25% rated it very good, and 5% found it satisfactory.



2.2 Applicability to Real-Life Situations

- 65% of students rated the applicability of their courses to real-life situations as very good. Another 30% rated it good, while 5% found it satisfactory.

2.3 Depth of Course Content

- **Responses:** 80% of students were highly satisfied with the depth of the course content, 17% rated it good, and 3% found it satisfactory or unsatisfactory.

2.4 Coverage of Course Content

- 83% of students rated the course coverage as very good, 15% as good, and 2% as satisfactory or unsatisfactory.

2.5 Quality of Reading Materials

- **Feedback:** 82% of students were very satisfied with the reading materials, 16% were fairly satisfied, and 2% rated them satisfactory.

2.6 Effort Required by Students

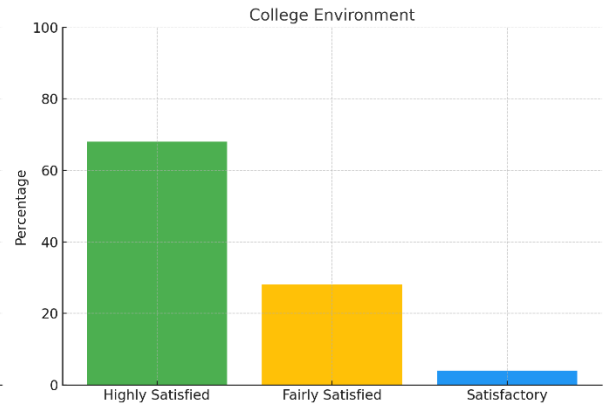
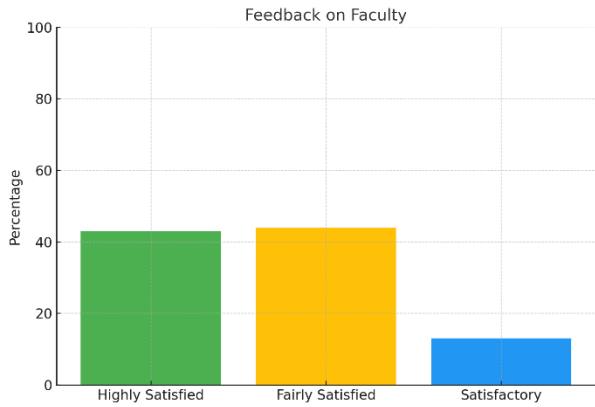
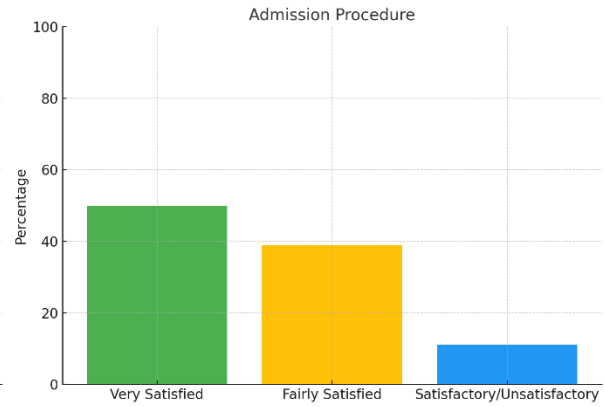
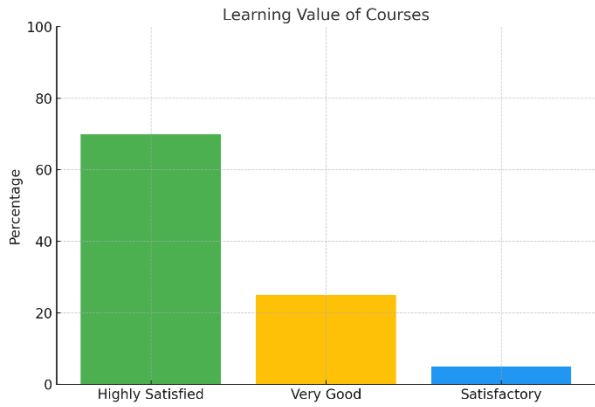
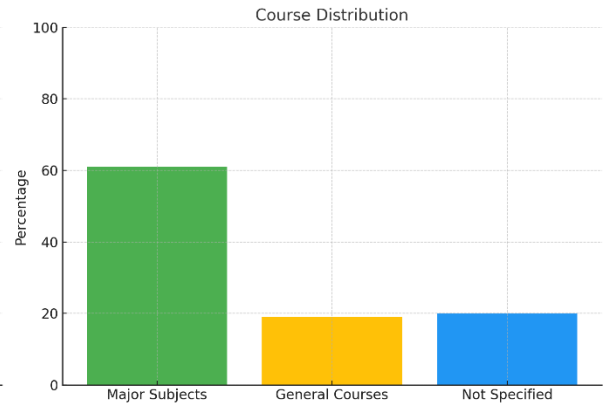
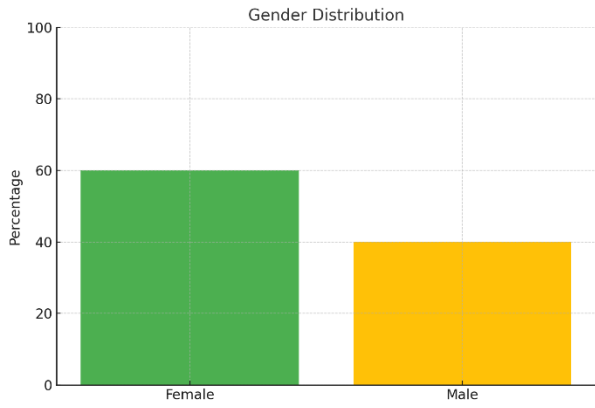
- 61% of students found the effort required very good, 33% rated it good, and 6% found it satisfactory.

2.7 Relevance of Projects/Reports

- **Learning Value:** 59% of students were very satisfied with the learning value of projects, 36% were fairly satisfied, and 5% rated it satisfactory.

2.8 Overall Rating

- 65% of students were very satisfied with the courses, 28% were fairly satisfied, and 7% rated them satisfactory.



3. Feedback on Admission Procedure

- **Satisfaction Levels:** 50% of students were very satisfied with the admission procedure, 39% were fairly satisfied, and 11% rated it satisfactory or unsatisfactory.

4. Feedback on Fee Structure

- **Responses:** 38% of students were highly satisfied with the fee structure, 42% were fairly satisfied, and 20% found it satisfactory or unsatisfactory.

5. Feedback on Faculty

- **Overview:** 43% of students were highly satisfied with the faculty, 44% were fairly satisfied, and 13% found them satisfactory.

6. Laboratory and Equipment Facilities

- **Satisfaction Levels:** 48% of students were highly satisfied, 38% were fairly satisfied, and 14% rated them satisfactory or unsatisfactory.

7. Classroom Facilities

- 46% of students were highly satisfied with classroom facilities, 41% were fairly satisfied, and 13% rated them satisfactory or unsatisfactory.

8. Sports and Cultural Activities

- **Feedback:** 46% of students rated the facilities as very good, 41% rated them good, and 13% found them satisfactory or unsatisfactory.

9. Library Facilities

- **Satisfaction Levels:** 62% of students were highly satisfied, 32% were fairly satisfied, and 6% rated them satisfactory.

10. Hostel Facilities

- 24% of students were highly satisfied with hostel facilities, 32% were fairly satisfied, 18% rated them satisfactory, and 26% were unsatisfied.

11. Canteen Facilities

- **Responses:** 29% of students were highly satisfied with canteen facilities, 36% were fairly satisfied, 27% found them satisfactory, and 8% were unsatisfied.

12. Sanitation Facilities

- 32% of students were highly satisfied with sanitation, 52% were fairly satisfied, and 16% rated them satisfactory or unsatisfactory.

13. College Environment

- **Feedback:** 68% of students were highly satisfied with the college environment, 28% were fairly satisfied, and 4% found it satisfactory.

14. Teacher-Student Relationship

- **Responses:** 77% of students rated their relationship with teachers as very good, 18% as good, and 5% as satisfactory or unsatisfactory.

15. Administrative Support

- 41% of students rated administrative support as very good, 40% as good, and 19% as satisfactory or unsatisfactory.

16. Career-Oriented Courses

- **Feedback:** 40% of students rated these courses as very good, 45% as good, and 15% as satisfactory or unsatisfactory.

Major Observations

1. Over 65% of students were satisfied with the course content, learning values, and real-life applicability. Continuous improvement is recommended to reach higher satisfaction levels.
2. More than 70% of students appreciated the depth of course content and reading materials. Efforts should focus on enhancing the resources for the remaining students.
3. Admission procedures and fee structures should be refined to address the concerns of unsatisfied students.
4. Faculty performance received positive feedback from most students, but there is room for professional development.
5. Infrastructure, particularly classrooms, laboratories, and hostels, needs improvement to meet expectations.
6. Sports, cultural, and canteen facilities require betterment to increase student satisfaction.
7. Administrative staff should focus on providing more efficient support and fostering a student-friendly environment.
8. Career-oriented courses need diversification and better alignment with industry requirements.

Recommendations

1. Enhancing Course Content and Learning Resources:

- Focus on improving the learning value of courses is required to cater to the remaining 30% of students not highly satisfied.
- Expanding reading materials to ensure accessibility and relevance for all students. Consider incorporating digital resources and interactive content.

2. Real-Life Applicability of Courses:

- Introduce workshops, internships, and practical assignments that connect theoretical concepts to real-world applications.
- Collaborate with industries and organizations to design course modules that reflect current trends and demands.

3. Infrastructure and Facility Improvements:

- Upgrade classroom, laboratory, and hostel facilities to meet student expectations and enhance the learning environment.
- Address sanitation and canteen concerns by ensuring regular maintenance and improving menu diversity.

4. Administrative and Admission Processes:

- Streamline admission procedures to enhance the experience for applicants and address the 11% of students dissatisfied with the process.
- Improve administrative support through better communication, faster response times, and student-friendly systems.

5. Faculty Development:

- Conduct regular training programs and workshops for faculty to stay updated with modern teaching methods and tools.
- Foster mentorship programs to strengthen teacher-student relationships.

6. Extracurricular Activities:

- Expand sports and cultural activities by organizing more events and providing better resources for participation.
- Encourage students to engage in co-curricular activities to balance academics and holistic development.

7. Career-Oriented Courses:

- Diversify the range of career-oriented courses to include more industry-specific skills and certifications.
- Enhance partnerships with industry professionals for guest lectures, seminars, and recruitment drives.

8. Continuous Feedback and Monitoring:

- Implement a regular feedback mechanism to track improvements and identify new areas of concern.
- Encourage student participation in decision-making processes to ensure a more inclusive approach.

By addressing these recommendations, the college can ensure continuous quality improvement and a more enriched student experience.

The IQAC and administration should collaboratively address these areas for continuous quality enhancement and an enriched student experience.

Prepared by: Internal Quality Assurance Cell, Tyagbir Hem Baruah College